

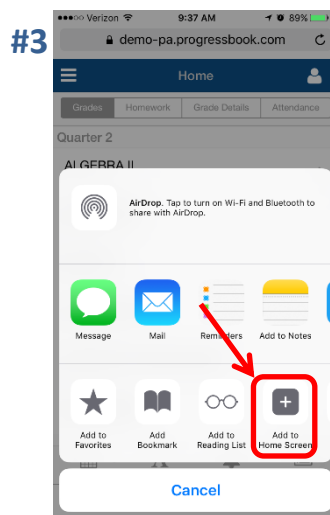
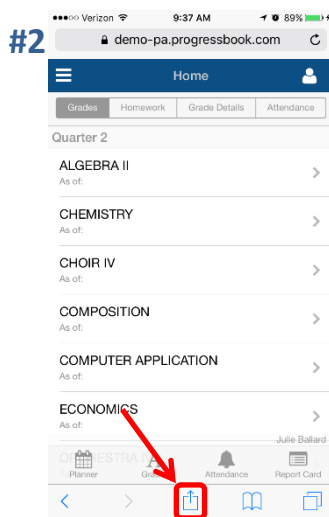
## How to Add a ProgressBook ParentAccess Icon to Your Mobile Device Home Screen


Article # 2042

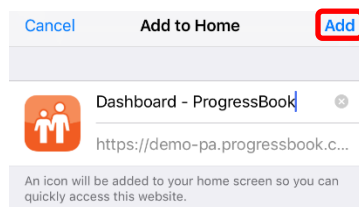
ProgressBook ParentAccess is designed to work seamlessly on mobile devices. This guide shows you how to add a shortcut to the ProgressBook web application on your iOS or Android mobile device's home screen.

### Procedure for iOS

1. Using your browser, navigate to your designated ProgressBook website and successfully log in.




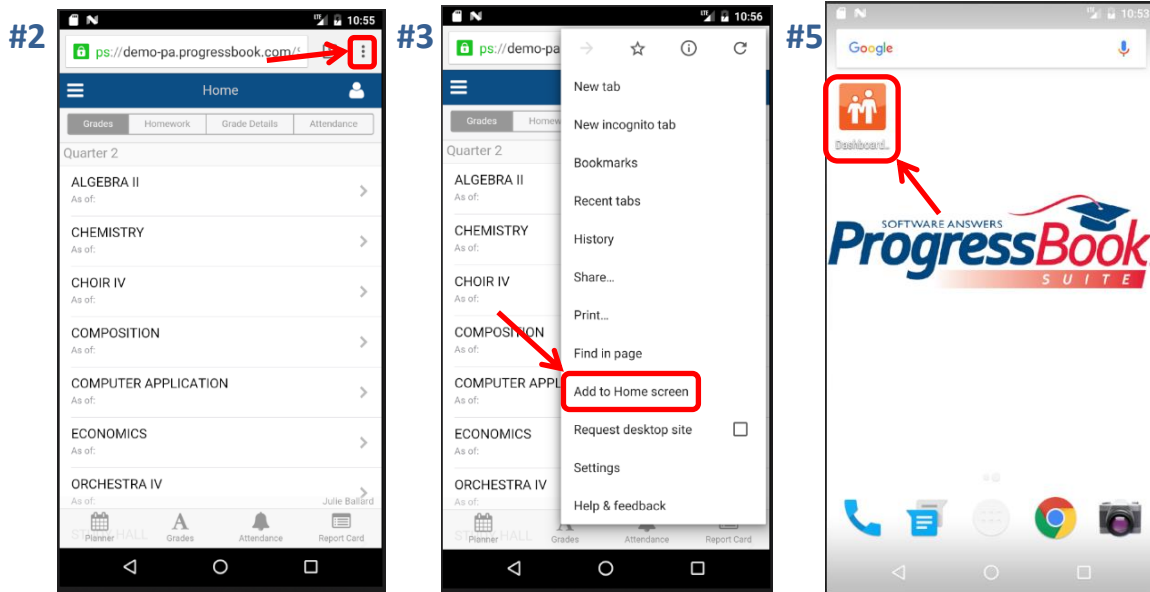
2. At the bottom middle of your screen, click .
3. On the menu that pops up, click **Add to Home Screen**.
4. Enter your desired name for the shortcut and click **Add** in the top right corner.




5. The icon now displays on your iOS device's home screen.

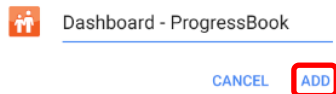
## Procedure for Android

1. Using the Chrome browser , navigate to your designated ProgressBook website and successfully log in.



2. At the top right of your screen, click .
3. On the menu that pops up, click **Add to Home Screen**.
4. Enter your desired name for the shortcut and click **Add**.

Add to Home screen



5. The icon now displays on your Android device's home screen.

**Note:** The Chrome browser must be used to create the shortcut on Android phones. If you open the ParentAccess website with the Google application instead, you will have to click the menu button, click "Open in Browser", select Chrome, and then follow the instructions above.